

Governance reports

Education  Services.
Dedicated to your school

*Your financial records
are available online 24/7 at*
www.educationservices.co.nz

Te Kura-a-iwi o Whakatupuranga
Rua Mano
30 September 2021

Education  Services.
Dedicated to your school

This is a governance report only and should not take the place of the full monthly Financial Management report which is more comprehensive.

Whangarei • Auckland • Hamilton • Rotorua • New Plymouth • Wanganui • Lower Hutt

Te Kura-a-iwi o Whakatapuranga Rua Mano



Prepared By
Education Services Ltd

Management Report 30 September 2021

Disclaimer of Liability

Education Services Ltd has compiled the monthly financial statements set out in this management report from records, information and instructions furnished by the above named client. As our service arrangement does not include an audit function, we do not accept responsibility for the accuracy or completeness of the material supplied from which these statements have been compiled.

These financial statements have been prepared at the request of, and for the purposes of, our client only. Neither we, nor any of our employees, accept any responsibility on any ground whatsoever to any other person, should the records, information, or instructions furnished to us be incorrect or otherwise deficient in any way.

Education Services Ltd

Whangarei

28 Reyburn House Lane
PO Box 1793

P 09 4382337
F 09 4382338
E whangarei@educationservices.co.nz

Auckland

32 Greenpark Road
PO Box 105165

P 09 5851671
F 09 5851672
E auckland@educationservices.co.nz

Hamilton

21 Empire Street
Private Bag 3023

P 07 8472672
F 07 8472482
E hamilton@educationservices.co.nz

Rotorua

1277 Haupapa Street
PO Box 2182

P 07 3494106
F 07 3494128
E rotorua@educationservices.co.nz

New Plymouth

6 Bayly Road
PO Box 46

P 06 7575489
F 06 7588385
E newplymouth@educationservices.co.nz

Whanganui

11 Park Place
PO Box 4003

P 06 3490903
F 06 3450713
E whanganui@educationservices.co.nz

Lower Hutt

497 Hutt Road
PO Box 39151

P 04 5895533
F 04 5895580
E lowerhutt@educationservices.co.nz

Te Kura-a-iwi o Whakatapuranga Rua Mano

Management Report 30 September 2021

Commentary

Please note that 75% of the calendar year has passed.

Income

As at 30 September 2021 you have received 75% of what you have budgeted for the year.

You have received 72% of your budgeted Government Grant income for the year.

You have received 3 out of 4 Operational Grant instalments this year.

Your next Operational Grant instalment is due in October.

Expenditure

As at 30 September 2021 you have spent 62% of what you had budgeted for the year.

You have used 62% of your salaries budget for the year.

* Payroll includes only those costs coded to the 1400, 2500 or 3400 code ranges.

Net Surplus / (Deficit)

Actual Net Surplus / (Deficit) at 30 September 2021 is \$143,624

Budgeted Net Surplus / (Deficit) at 31 December 2021 is (\$1,218)

Financial Position

Actual Available Funds at 31 December 2020 were \$439,996

Budgeted Available Funds at 31 December 2021 are \$406,714

Actual Available Funds at 30 September 2021 are \$580,231

Budgeted Available Funds at 30 September 2021 are \$422,178

*Note: Available Funds are calculated as Working Capital less Term Cyclical Maintenance. Working Capital includes all bank balances including 'tagged' investments.

Banking Staffing

Banking Staffing as at SUE Report Number 1422 is under used by 2.36 (\$7,307).

Schools manage their staffing entitlement to best meet the teaching and learning needs of their school. Over usage of staffing entitlement must be budgeted for and under usage used before the gazetted date in pay period 26 to meet the teaching and learning needs of your school.

Disclaimer

This commentary is to be read in conjunction with, not instead of, your full management report.

Te Kura-a-iwi o Whakatapuranga Rua Mano

Items of Significance 30 September 2021

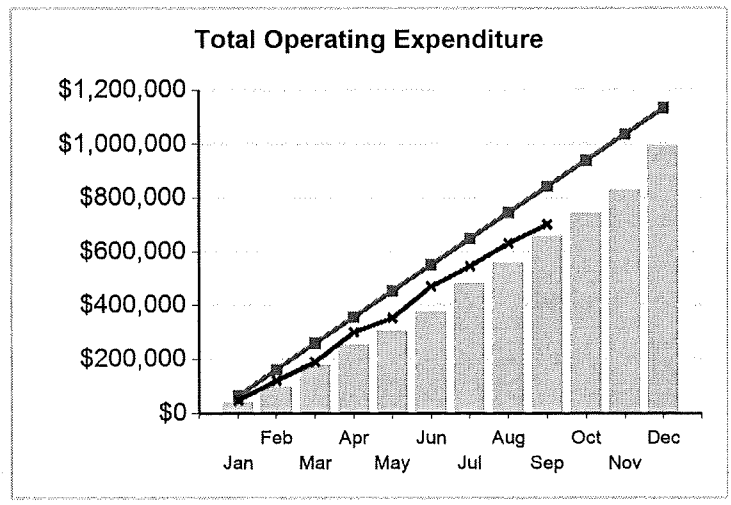
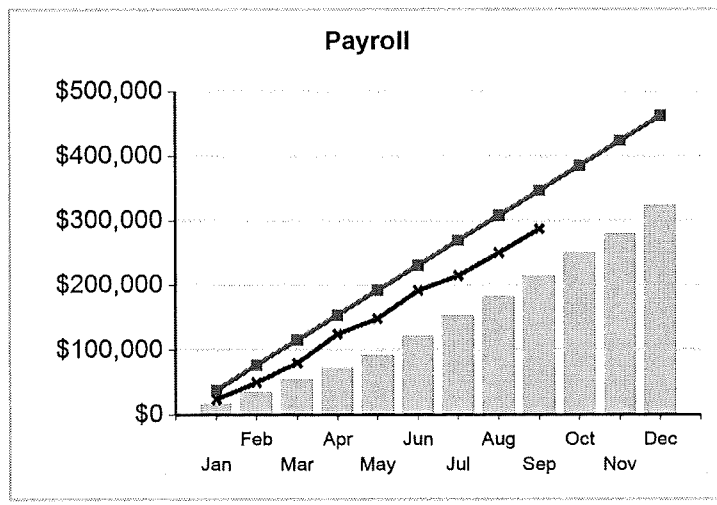
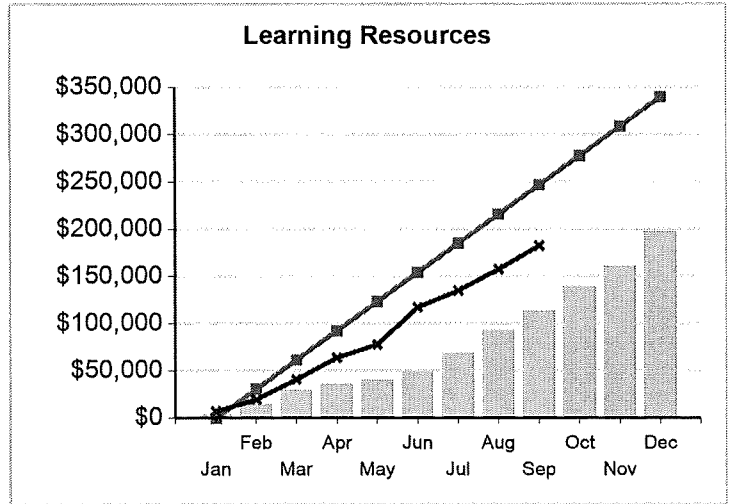
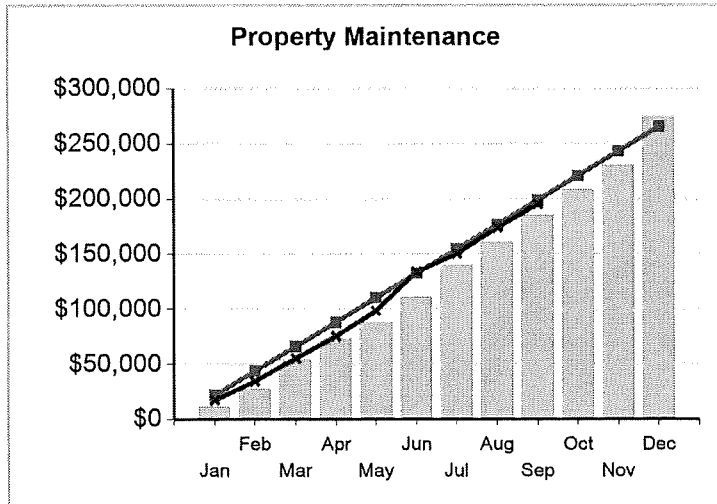
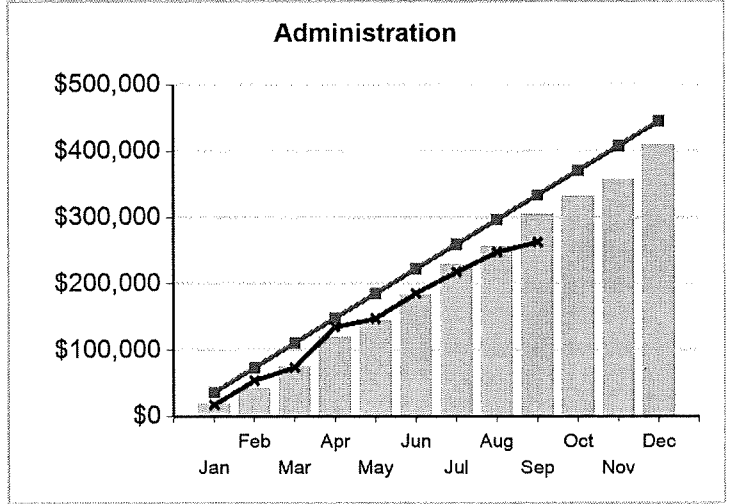
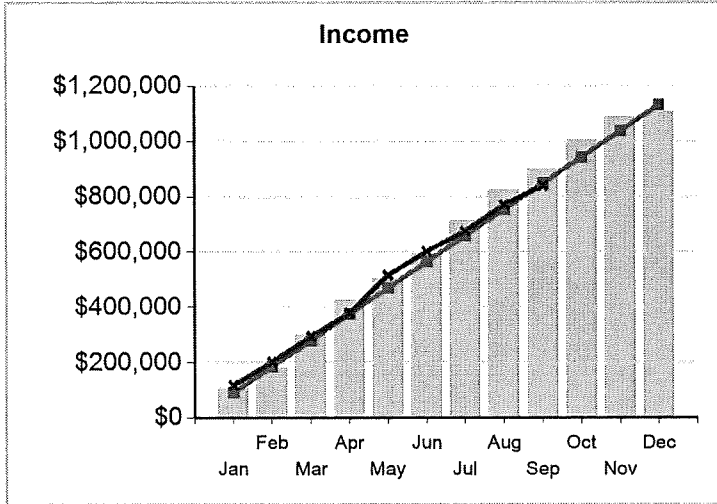
Commentary

Description	Code	YTD	Budget	Variance	%	Note
Income						
Other Government Grants	0160	1,032	33,175	32,143	3	
Transport - Bus - Income	0454	72	10,000	9,928	1	
Expenditure						
ICT Support	1540	8,296	7,000	(1,296)	119	
Financial Position						
Server	C555	15,065	8,545	(6,520)	176	

Te Kura-a-iwi o Whakatupuranga Rua Mano

Graphical Analysis 30 September 2021

Overview



■ 2021 Budget ✕ 2021 Actual ▒ 2020 Actual

* Payroll includes only those costs coded to the 1400, 2500 or 3400 code ranges.

Te Kura-a-iwi o Whakatupuranga Rua Mano



Income Statement 30 September 2021

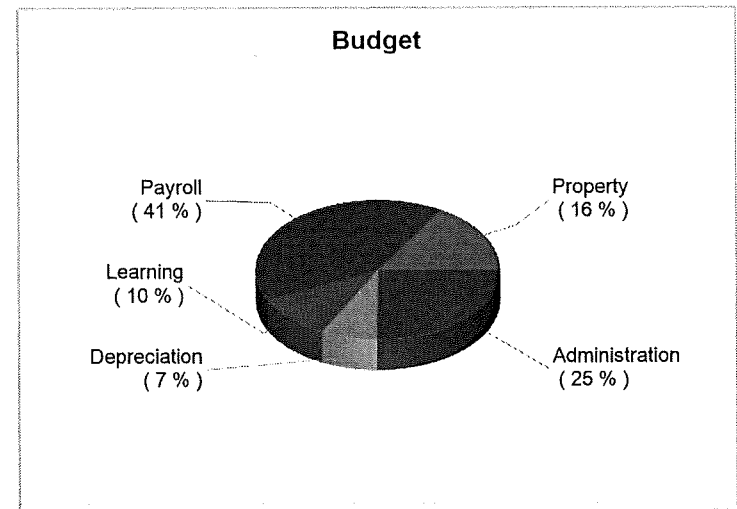
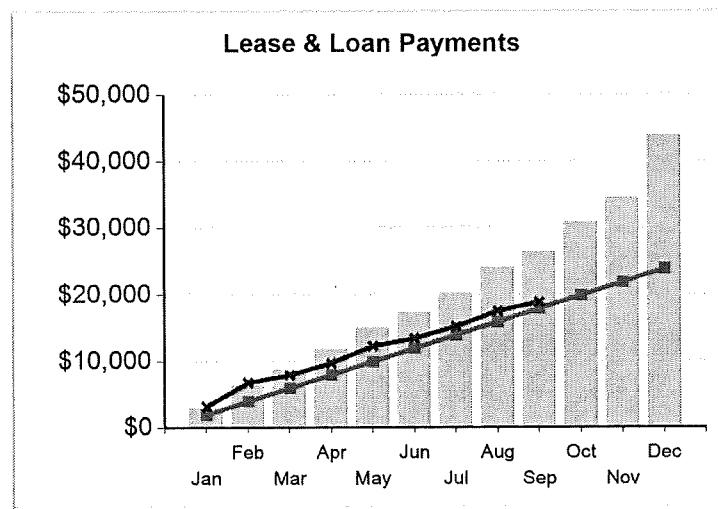
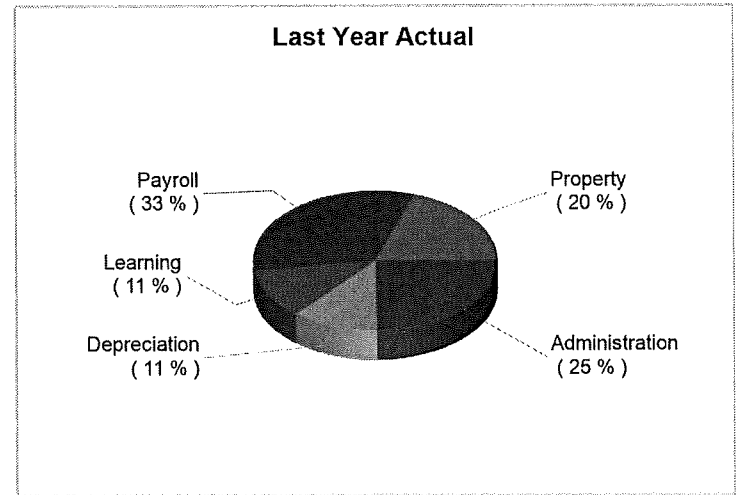
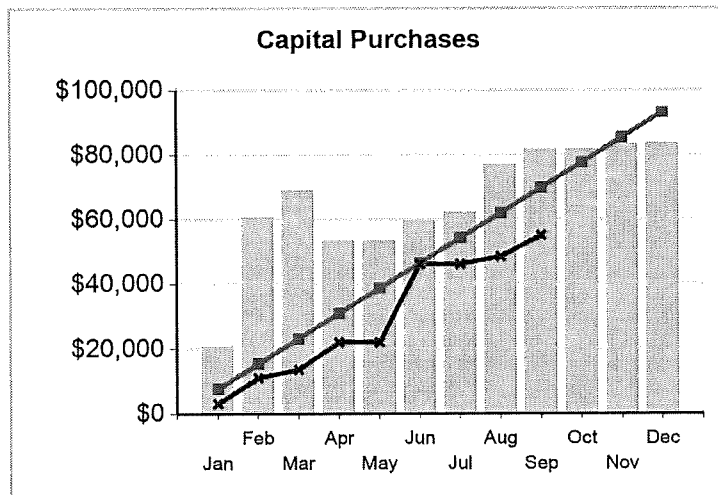
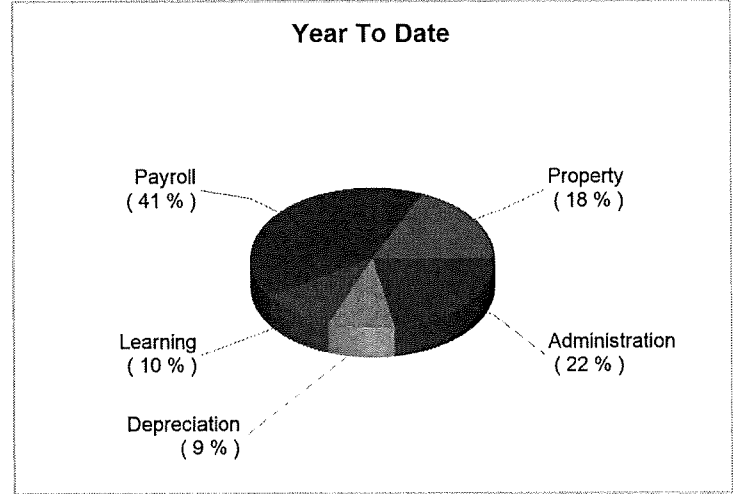
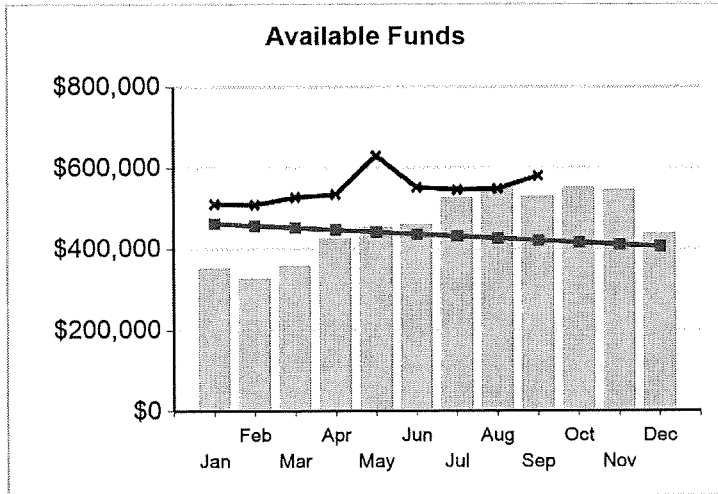
Summary

2020		Description	Code	Month	2021			%
YTD	Year				YTD	Budget	Variance	
Income								
791,327	1,034,873	Government Grants		65,313	749,106	1,044,197	(295,092)	72
2,687	5,262	Investment Income		20	324	400	(76)	81
29,589	32,849	Fundraising		1,716	12,279	0	12,280	0
30,504	(25,321)	Activities		87	(18,394)	(65,023)	46,630	28
36,441	44,482	Other Revenue / Grants		554	83,690	128,819	(45,130)	65
(3,326)	(3,701)	Stationery Surplus / (Deficit)		45	(3,007)	(1,000)	(2,007)	301
(4,797)	(186)	Uniforms Surplus / (Deficit)		458	(11,497)	0	(11,496)	0
0	0	Ka Ora, Ka Ako Surplus / (Deficit)		31,466	32,869	26,115	6,754	126
\$882,426	\$1,088,260	Total Income		99,660	\$845,371	\$1,133,508	(\$288,137)	75%
Administration								
7,835	10,182	Communication Expenses		785	6,772	10,200	3,427	66
0	0	Board Of Trustee Expenses		0	1,900	1,900	0	100
4,169	5,559	Audit Costs		463	3,704	5,725	2,021	65
15,526	23,078	Consumables		3,275	16,195	30,000	13,805	54
118,763	162,420	Staff Expenses		9,240	107,243	160,000	52,757	67
43,617	52,620	General		1,920	40,651	64,240	23,589	63
115,219	155,508	Transport		(442)	86,258	172,925	86,667	50
\$305,130	\$409,368			\$15,241	\$262,722	\$444,990	\$182,266	59%
Property Maintenance								
11,712	15,733	Cleaning & Sanitation		1,272	9,208	16,750	7,541	55
20,920	28,922	Energy		4,205	24,795	31,000	6,205	80
10,683	13,434	Rates		0	6,395	10,700	4,305	60
6,929	10,462	Grounds		621	6,598	11,600	5,002	57
28,940	43,884	Repairs & Maintenance		1,805	22,873	36,000	13,127	64
57,890	77,893	Staff Wages		8,358	66,987	80,000	13,013	84
48,046	74,022	Consultancy & Contract Services		3,712	49,598	65,000	15,402	76
0	10,500	Cyclical Maintenance		1,351	8,862	14,250	5,388	62
\$185,119	\$274,851			\$21,324	\$195,316	\$265,300	\$69,983	74%
Depreciation								
56,844	114,395	Depreciation	2910	9,226	61,945	85,000	23,055	73
0	(1,419)	Profit on Sale	2930	0	(602)	0	602	0
\$56,844	\$112,976			\$9,226	\$61,343	\$85,000	\$23,657	72%

Te Kura-a-iwi o Whakatupuranga Rua Mano

Graphical Analysis 30 September 2021

Overview



■ 2021 Budget ✕ 2021 Actual ▒ 2020 Actual

* Payroll includes only those costs coded to the 1400, 2500 or 3400 code ranges.

Te Kura-a-iwi o Whakatupuranga Rua Mano

Income Statement 30 September 2021

Summary

2020		Description	Code	Month	YTD	2021		
YTD	Year					Budget	Variance	%
Learning Resources								
280	3,815	Professional Development		0	4,277	5,000	723	86
4,658	5,862	Library		140	703	563	(140)	125
2,871	4,967	Equipment Repairs		0	0	500	500	0
63,123	94,332	Teaching Resources		5,097	62,333	108,550	46,217	57
38,531	83,411	Personnel		19,511	113,393	222,777	109,384	51
3,583	3,863	Operating Leases		59	1,606	1,046	(560)	154
641	1,226	Extra-Curricular Activities		0	249	1,000	751	25
\$113,687	\$197,476			\$24,807	\$182,561	\$339,436	\$156,875	54%
\$660,780	\$994,670	Total Operating Expenditure		70,598	\$701,942	\$1,134,726	\$432,784	62%
Other Accounts								
(75)	0	Overseas Trips		(9)	(195)	0	195	0
(\$75)	\$0			(9)	(\$195)	\$0	\$195	0%
\$660,705	\$994,670	Total Expenditure		70,589	\$701,747	\$1,134,726	\$432,979	62%
\$221,721	\$93,589	Net Surplus / (Deficit)		\$29,071	\$143,624	(\$1,218)	\$144,842	
Other Incoming Cash								
45,873	45,873	Furniture & Equipment Grant	9501	0	0	0	0	0
\$45,873	\$45,873			\$0	\$0	\$0	\$0	0%
Other Outgoing Cash								
81,811	83,813	Capital Items - Cash Additions		6,520	55,136	93,210	38,074	59%
26,292	43,774	Lease/Loan Payments		1,334	18,851	23,854	5,003	79%
\$108,103	\$127,587			\$7,854	\$73,987	\$117,064	\$43,077	

Te Kura-a-iwi o Whakatupuranga Rua Mano

Balance Sheet 30 September 2021

Summary

2020		Description	Code	2021
September	December			September
Current Assets				
38,210	95,938	ANZ Current Account	9000	115,760
29,316	117,579	ANZ Project Account	9001	115,516
390,482	485,536	ANZ Call Account	9002	485,718
0	0	Visa Debit Account	9003	626
0	50	Eftpos Cash Out	9009	0
75,000	0	ANZ Term Deposit 589689	9010	0
130,000	0	ANZ Term Deposit 131000	9012	0
0	0	Petty Cash	9029	350
0	28	Debtors - Interest Income	9112	0
(7,713)	(21,849)	Provision for Doubtful Debts	9113	(21,849)
56,121	91,641	Accounts Receivable	9115	83,428
1,426	1,426	Prepayments	9117	2,916
5,848	2,550	Prepaid Lease Interest	9118	1,220
0	5,724	Receivables from the Ministry of Education	9120	0
14,948	19,626	Stock on Hand	9127	19,626
3,517	(8,703)	Goods and Services Tax		144
\$737,155	\$789,546			\$803,455
Current Liabilities				
72,156	67,203	Leave Accrual	9314	47,037
45,006	45,006	Staff Banking Liability	9317	11,250
4,169	5,559	Accrued Audit Fee	9319	3,704
1,247	4,906	Income Received In Advance	9321	7,421
0	0	Suspense	9322	(665)
9,534	0	MOE Grants in Advance	9328	0
37,500	37,500	Cyclical Maintenance Provision	9329	37,500
6,821	9,577	Lease Liability - Ricoh Copier Maturity: 26/04/22	9331	4,788
8,240	2,483	Lease Liability - CSG Finance [Promethean Active Panels] Maturity: 09/03/21	9332	0
12,921	11,794	TELA Leases	9345	10,774
0	30,270	Accounts Payable		0
(38,513)	76,751	MOE Funded Projects		34,050
\$159,081	\$291,049			\$155,859
Working Capital				
\$578,074	\$498,497			\$647,596

Te Kura-a-iwi o Whakatapuranga Rua Mano

Education Services.
Dedicated to your school

Balance Sheet 30 September 2021

Summary

2020		Description	Code	2021
September	December			September
Non-Current Assets				
271,728	230,461	Fixed Assets		227,928
1,769	814	Prepaid Interest	9388	461
\$273,497	\$231,275			\$228,389
Non-Current Liabilities				
48,000	58,500	Cyclical Maintenance Provision	9429	67,362
5,271	2,394	Lease Liability - Ricoh Copier	9431	0
2,660	0	Lease Liability - CSG Finance	9432	0
9,933	11,302	TELA Leases	9445	7,422
\$65,864	\$72,196			\$74,784
Net Assets				
\$785,707	\$657,576			\$801,201
Public Equity				
518,113	518,114	Public Equity At The Start Of The Year	9500	657,577
45,873	45,873	Furniture & Equipment Grant	9501	0
221,721	93,589	Net Surplus / (Deficit)		143,624
\$785,707	\$657,576			\$801,201

Te Kura-a-iwi o Whakatupuranga Rua Mano



Payments Listing September 2021

Detail

Number	Date	Creditor	Name	Amount
700400	02/09/21	8208	TE WANANGA O RAUKAWA	575.00
700528	06/09/21	11582	EDUCATION SERVICES LTD	638.25
700956	09/09/21	46198	EMC HARDWARE SUPPLIES LIMITED	135.36
701242	09/09/21	10376	KAPINUA	2,569.40
701493	09/09/21	13156387	NEW ZEALAND COURIERS LTD	43.75
701764	09/09/21	4469	NZ SECONDARY SCHOOLS SPORTS CO	46.00
701554	09/09/21	20672	OJI FIBRE SOLUTIONS (NZ) LTD	86.25
702316	16/09/21	83706	AYRPAK KGP LTD	148.43
702578	16/09/21	2031	CREATIVE CLASSROOMS	838.47
702609	16/09/21	2115	DARRAGHS MITRE 10	498.42
703068	16/09/21	3594	KAPITI COAST DISTRICT COUNCIL	32.80
703863	16/09/21	18697	SMART BIN SERVICES	153.07
704051	16/09/21	74466	THE SUPPORT DESK NZ LIMITED	189.75
704099	16/09/21	5808	TRANZIT COACHLINES MANAWATU LT	9,715.20
704409	23/09/21	80813	ASHBY PROPERTY MANAGEMENT LTD	1,725.00
705748	23/09/21	1844	NEW ZEALAND POST LIMITED	215.00
705609	23/09/21	20672	OJI FIBRE SOLUTIONS (NZ) LTD	34.50
705754	23/09/21	11186	PRESTIGIOUS MEMORABILIA LTD	710.00
705779	23/09/21	29186	QUALITY KEYS LTD	1,202.00
706195	23/09/21	5774	TOPGLASS LTD	392.47
706379	28/09/21	34460	INLAND REVENUE DEPARTMENT	5,481.54
			Total	\$25,430.66